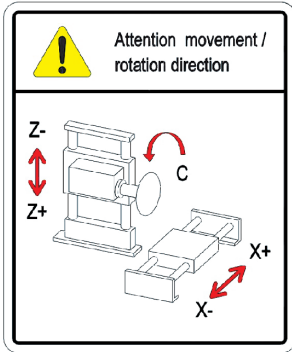




TOP TECH

ALTOCUT-CF SERIES

ALTOCUT CF series of abrasive cutter are our largest cutter





Using cutoff wheels ranging from 12" (305mm) to 20" (508mm). These machines are capable of cutting pieces up to 6" (150mm) in diameter and with a cutting depth of nearly 18" (450mm) at 250mm height and it also can handle long and heavy work pieces.

Large opening doors allow easy loading and unloading.

Stainless Steel T-Slot vice beds allow complete flexibility in your choice of clamping arrangement.

The hydraulic operation system allows for speed consistency.

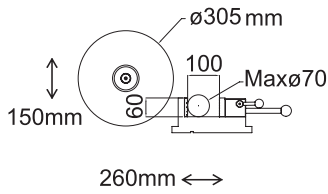
Corrosion resistant construction.



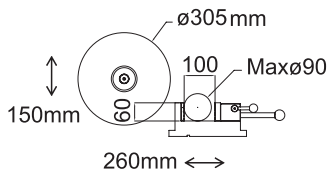
Laser position



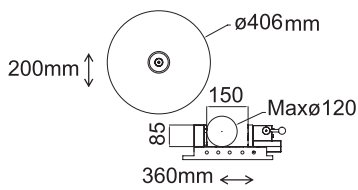
260S-3HP



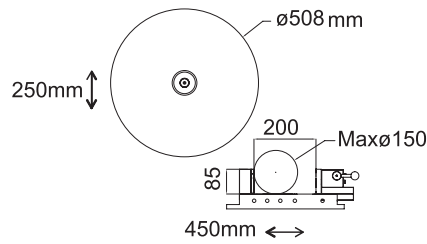
260S-5HP



360S-10HP



450S-15HP



MODEL NO.	260S	360S	450S
Motor Power	3HP / 5HP-3Ø	10HP-3Ø	15HP-3Ø
Max. Round Sample	Max.Ø70mm / Ø90mm	Max.Ø120mm	Max.Ø150mm
Cut-Off Blade	Max.Ø305xØ31.75	Max.Ø406xØ32	Max.Ø508xØ32
Cutting Depth	260mm at 150mm height	360mm at 200mm height	450mm at 250mm height
Machine Size (WxDxH)	1150x1700x1950mm	1650x2200x2100mm	1650x2200x2100mm
Feeding Method	Auto / Manual		
Rotational Speed	2100rpm / 2500rpm (50HZ / 60HZ)	1650rpm / 2100rpm (50HZ / 60HZ)	1650rpm / 2100rpm (50HZ / 60HZ)
T Model Working	300x300mm	500x450mm	500x450mm
Power Supply	AC220 / 380 / 415 / 440V-3Ø		
Water Tank Capacity	CK003-03 (200L)	CK003-03 (200L)	CK003-03 (200L)
Option	CK001 / CK002 / CK003 / CK004 / MULTISTEP		

SPECIAL MOTOR POWER CAN BE ORDERED.

